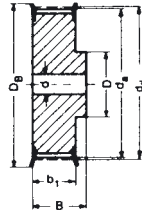
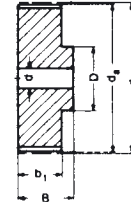


Ausf. Type 1F



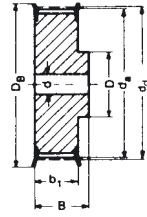
Ausf. Type 6F



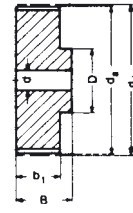
Ausf. Type 6

Type T2,5 – Teilung Pitch 2,5 mm für Riemenbreite for belt width 4 und and 6 mm

Bezeichnung Part No.	Anzahl der Zähne No. of teeth	Aus- führung Type	Material	d_d (mm)	d_a (mm)	D_B (mm)	b_1 (mm)	B (mm)	D (mm)	D_i (mm)	Vor- bohrung Pilot bore d (mm)	Fertig- bohrung Finished bore d_{max} (mm)	Gewicht Weight (= kg)	€ Stück each
16 T2,5/12-2	12	1F	Al	9,55	9,00	13,0	9	16	12	—	—	3	0,003	10,70
16 T2,5/14-2	14	1F	Al	11,14	10,60	15,0	9	16	14	—	—	4	0,004	10,70
16 T2,5/15-2	15	1F	Al	11,94	11,40	15,0	9	16	15	—	—	4	0,005	10,70
16 T2,5/16-2	16	1F	Al	12,73	12,20	16,0	9	16	16	—	—	5	0,005	11,00
16 T2,5/18-2	18	6F	Al	14,32	13,80	17,5	10	16	9,5	—	4	6	0,006	11,00
16 T2,5/19-2	19	6F	Al	15,12	14,60	18,0	10	16	9,5	—	4	6	0,007	11,30
16 T2,5/20-2	20	6F	Al	15,92	15,40	19,5	10	16	10	—	4	6	0,008	11,30
16 T2,5/22-2	22	6F	Al	17,51	17,00	23,0	10	16	10	—	4	6	0,009	11,30
16 T2,5/24-2	24	6F	Al	19,10	18,55	23,0	10	16	12	—	4	6	0,012	11,80
16 T2,5/25-2	25	6F	Al	19,90	19,35	23,0	10	16	12	—	4	8	0,013	11,80
16 T2,5/26-2	26	6F	Al	20,70	20,15	25,0	10	16	13	—	4	8	0,014	12,10
16 T2,5/28-2	28	6F	Al	22,28	21,75	25,0	10	16	13	—	4	8	0,016	12,10
16 T2,5/30-2	30	6F	Al	23,87	23,35	28,0	10	16	16	—	6	10	0,018	12,50
16 T2,5/32-2	32	6F	Al	25,47	24,95	32,0	10	16	16	—	6	10	0,020	12,50
16 T2,5/36-2	36	6F	Al	28,65	28,10	36,0	10	16	20	—	6	12	0,026	12,90
16 T2,5/40-2	40	6F	Al	31,83	31,30	38,0	10	16	20	—	6	12	0,032	13,20
16 T2,5/44-2	44	6F	Al	35,02	34,50	42,0	10	16	24	—	6	14	0,040	13,70
16 T2,5/48-0	48	6	Al	38,20	37,70	—	10	16	26	—	6	15	0,048	14,00
16 T2,5/60-0	60	6	Al	47,75	47,25	—	10	16	34	—	8	18	0,073	15,10



Ausf. Type 6F



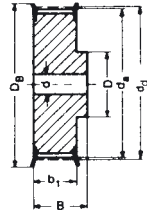
Ausf. Type 6

Type T5 – Teilung Pitch 5 mm für Riemenbreite for belt width 10 mm

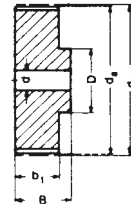
Bezeichnung Part No.	Anzahl der Zähne No. of teeth	Aus- führung Type	Material	d _g (mm)	d _a (mm)	D _B (mm)	b ₁ (mm)	B (mm)	D (mm)	D _i (mm)	Vor- bohrung Pilot bore d (mm)	Fertig- bohrung Finished bore d _{max} (mm)	Gewicht Weight (= kg)	€ Stück each
21 T5/10-2	10	6F	Al	15,92	15,05	19,5	15	21	8	—	—	5	0,012	12,10
21 T5/12-2	12	6F	Al	19,01	18,25	23,0	15	21	10	—	—	6	0,016	12,50
21 T5/14-2	14	6F	Al	22,29	21,45	25,0	15	21	13	—	—	8	0,019	12,90
21 T5/15-2	15	6F	Al	23,88	23,05	28,0	15	21	16	—	6	10	0,021	13,20
21 T5/16-2	16	6F	Al	25,47	24,60	32,0	15	21	18	—	6	11	0,025	14,00
21 T5/18-2	18	6F	Al	28,65	27,80	32,0	15	21	19	—	6	12	0,031	15,90
21 T5/19-2	19	6F	Al	30,25	29,40	36,0	15	21	22	—	6	12	0,036	16,30
21 T5/20-2	20	6F	Al	31,83	31,00	36,0	15	21	23	—	6	14	0,038	16,60
21 T5/22-2	22	6F	Al	35,12	34,25	38,0	15	21	24	—	6	15	0,046	17,10
21 T5/24-2	24	6F	Al	38,21	37,40	42,0	15	21	26	—	6	15	0,054	17,50
21 T5/25-2	25	6F	Al	39,80	39,00	44,0	15	21	26	—	6	15	0,058	17,80
21 T5/26-2	26	6F	Al	41,47	40,60	44,0	15	21	26	—	6	16	0,062	17,80
21 T5/27-2	27	6F	Al	42,98	42,20	48,0	15	21	30	—	8	18	0,064	18,20
21 T5/28-2	28	6F	Al	44,62	43,75	48,0	15	21	32	—	8	18	0,071	18,20
21 T5/30-2	30	6F	Al	47,76	46,95	51,0	15	21	34	—	8	18	0,075	18,50
21 T5/32-2	32	6F	Al	50,94	50,10	54,0	15	21	38	—	8	22	0,088	20,10
21 T5/36-2	36	6F	Al	57,31	56,45	63,0	15	21	38	—	8	22	0,114	21,20
21 T5/40-2	40	6F	Al	63,66	62,85	66,0	15	21	40	—	8	23	0,138	23,50
21 T5/42-2	42	6F	Al	66,87	66,00	71,0	15	21	40	—	8	24	0,180	23,80
21 T5/44-0	44	6	Al	70,07	69,20	—	15	21	45	—	8	26	0,185	24,10
21 T5/48-0	48	6	Al	76,42	75,55	—	15	21	50	—	8	28	0,200	27,30
21 T5/60-0	60	6	Al	95,52	94,65	—	15	21	65	—	8	35	0,307	31,00

Type T5 – Teilung Pitch 5 mm für Riemenbreite for belt width 16 mm

27 T5/10-2	10	6F	Al	15,92	15,05	19,5	21	27	8	—	—	5	0,016	12,90
27 T5/12-2	12	6F	Al	19,01	18,25	23,0	21	27	10	—	—	6	0,022	13,20
27 T5/14-2	14	6F	Al	22,29	21,45	25,0	21	27	13	—	—	8	0,026	13,70
27 T5/15-2	15	6F	Al	23,88	23,05	28,0	21	27	16	—	6	10	0,029	14,00
27 T5/16-2	16	6F	Al	25,47	24,60	32,0	21	27	18	—	6	11	0,035	15,10
27 T5/18-2	18	6F	Al	28,65	27,80	32,0	21	27	19	—	6	12	0,043	16,60
27 T5/19-2	19	6F	Al	30,25	29,40	36,0	21	27	22	—	6	12	0,049	17,10
27 T5/20-2	20	6F	Al	31,83	31,00	36,0	21	27	23	—	6	14	0,053	17,80
27 T5/22-2	22	6F	Al	35,12	34,25	38,0	21	27	24	—	6	15	0,054	18,20
27 T5/24-2	24	6F	Al	38,21	37,40	42,0	21	27	26	—	6	15	0,076	18,50
27 T5/25-2	25	6F	Al	39,80	39,00	44,0	21	27	26	—	6	15	0,081	19,00
27 T5/26-2	26	6F	Al	41,47	40,60	44,0	21	27	26	—	6	16	0,085	19,30
27 T5/27-2	27	6F	Al	42,98	42,20	48,0	21	27	30	—	8	18	0,090	20,10
27 T5/28-2	28	6F	Al	44,62	43,75	48,0	21	27	32	—	8	18	0,092	20,40
27 T5/30-2	30	6F	Al	47,76	46,95	51,0	21	27	34	—	8	18	0,105	20,90
27 T5/32-2	32	6F	Al	50,94	50,10	54,0	21	27	38	—	8	22	0,123	22,00
27 T5/36-2	36	6F	Al	57,31	56,45	63,0	21	27	38	—	8	22	0,160	23,50
27 T5/40-2	40	6F	Al	63,66	62,85	66,0	21	27	40	—	8	23	0,193	26,50
27 T5/42-2	42	6F	Al	66,87	66,00	71,0	21	27	40	—	8	24	0,205	26,90
27 T5/44-0	44	6	Al	70,07	69,20	—	21	27	45	—	8	26	0,228	27,60
27 T5/48-0	48	6	Al	76,42	75,55	—	21	27	50	—	8	28	0,280	28,10
27 T5/60-0	60	6	Al	95,52	94,65	—	21	27	65	—	8	35	0,430	33,30



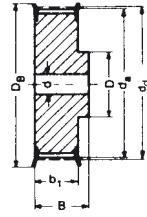
Ausf. Type 6F



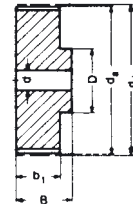
Ausf. Type 6

Type T5 – Teilung Pitch 5 mm für Riemenbreite for belt width 25 mm

Bezeichnung Part No.	Anzahl der Zähne No. of teeth	Aus- führung Type	Material	d_d (mm)	d_a (mm)	D_B (mm)	b_1 (mm)	B (mm)	D (mm)	D_i (mm)	Vor- bohrung Pilot bore d (mm)	Fertig- bohrung Finished bore d_{max} (mm)	Gewicht Weight (= kg)	€ Stück each
36 T5/10-2	10	6F	Al	15,92	15,05	19,5	30	36	8	—	—	5	0,023	17,50
36 T5/12-2	12	6F	Al	19,01	18,25	23,0	30	36	10	—	—	6	0,031	17,80
36 T5/14-2	14	6F	Al	22,29	21,45	25,0	30	36	13	—	—	8	0,037	17,80
36 T5/15-2	15	6F	Al	23,88	23,05	28,0	30	36	16	—	6	10	0,041	18,20
36 T5/16-2	16	6F	Al	25,47	24,60	32,0	30	36	18	—	6	11	0,050	18,50
36 T5/18-2	18	6F	Al	28,65	27,80	32,0	30	36	19	—	6	12	0,061	19,00
36 T5/19-2	19	6F	Al	30,25	29,40	36,0	30	36	22	—	6	12	0,070	19,30
36 T5/20-2	20	6F	Al	31,83	31,00	36,0	30	36	23	—	6	14	0,076	19,80
36 T5/22-2	22	6F	Al	35,12	34,25	38,0	30	36	24	—	6	15	0,080	20,90
36 T5/24-2	24	6F	Al	38,21	37,40	42,0	30	36	26	—	8	15	0,109	21,20
36 T5/25-2	25	6F	Al	39,80	39,00	44,0	30	36	26	—	8	15	0,116	22,00
36 T5/26-2	26	6F	Al	41,47	40,60	44,0	30	36	26	—	8	16	0,120	22,30
36 T5/27-2	27	6F	Al	42,98	42,20	48,0	30	36	30	—	8	18	0,128	22,80
36 T5/28-2	28	6F	Al	44,62	43,75	48,0	30	36	32	—	8	18	0,135	23,10
36 T5/30-2	30	6F	Al	47,76	46,95	51,0	30	36	34	—	8	18	0,150	23,50
36 T5/32-2	32	6F	Al	50,94	50,10	54,0	30	36	38	—	8	22	0,176	25,40
36 T5/36-2	36	6F	Al	57,31	56,45	63,0	30	36	38	—	8	22	0,230	26,50
36 T5/40-2	40	6F	Al	63,66	62,85	66,0	30	36	40	—	8	23	0,276	28,70
36 T5/42-2	42	6F	Al	66,87	66,00	71,0	30	36	40	—	8	24	0,284	29,30
36 T5/44-0	44	6	Al	70,07	69,20	—	30	36	45	—	8	26	0,315	30,60
36 T5/48-0	48	6	Al	76,42	75,55	—	30	36	50	—	8	28	0,400	32,90
36 T5/60-0	60	6	Al	95,52	94,65	—	30	36	65	—	8	35	0,614	40,10



Ausf. Type 6F



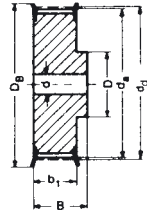
Ausf. Type 6

Type T10 – Teilung Pitch 10 mm für Riemenbreite for belt width 16 mm

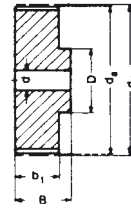
Bezeichnung Part No.	Anzahl der Zähne No. of teeth	Aus- führung Type	Material	d _d (mm)	d _a (mm)	D _B (mm)	b ₁ (mm)	B (mm)	D (mm)	D _i (mm)	Vor- bohrung Pilot bore d (mm)	Fertig- bohrung Finished bore d _{max} (mm)	Gewicht Weight (= kg)	€ Stück each
31 T10/12-2	12	6F	Al	38,20	36,35	42	21	31	28	—	6	16	0,076	17,80
31 T10/14-2	14	6F	Al	44,56	42,70	48	21	31	32	—	8	18	0,104	19,00
31 T10/15-2	15	6F	Al	47,75	45,90	51	21	31	32	—	8	18	0,116	19,80
31 T10/16-2	16	6F	Al	50,93	49,05	54	21	31	35	—	8	20	0,134	21,60
31 T10/18-2	18	6F	Al	57,29	55,45	60	21	31	40	—	8	22	0,167	22,80
31 T10/19-2	19	6F	Al	60,48	58,60	66	21	31	44	—	8	22	0,184	24,10
31 T10/20-2	20	6F	Al	63,66	61,80	66	21	31	46	—	8	24	0,208	25,70
31 T10/22-2	22	6F	Al	70,03	68,15	75	21	31	52	—	8	28	0,253	26,90
31 T10/24-2	24	6F	Al	76,39	74,55	83	21	31	58	—	8	30	0,288	30,30
31 T10/25-2	25	6F	Al	79,58	77,70	83	21	31	60	—	8	30	0,310	31,40
31 T10/26-2	26	6F	Al	82,76	80,90	87	21	31	60	—	8	30	0,357	32,90
31 T10/27-2	27	6F	Al	85,95	84,10	91	21	31	60	—	8	30	0,364	34,80
31 T10/28-2	28	6F	Al	89,13	87,25	93	21	31	60	—	8	30	0,401	36,40
31 T10/30-2	30	6F	Al	95,49	93,65	97	21	31	60	—	8	30	0,441	39,40
31 T10/32-2	32	6F	Al	101,86	100,00	106	21	31	65	—	10	32	0,493	46,30
31 T10/36-2	36	6F	Al	114,59	112,75	119	21	31	70	—	10	35	0,623	52,60
31 T10/40-2	40	6F	Al	127,32	125,45	131	21	31	80	—	10	40	0,767	66,30
31 T10/44-0	44	6	Al	140,06	138,20	—	21	31	88	—	10	46	0,993	71,30
31 T10/48-0	48	6	Al	152,78	150,95	—	21	31	95	—	16	48	1,090	79,10
31 T10/60-0	60	6	Al	190,98	189,10	—	21	31	110	—	16	60	1,710	112,00

Type T10 – Teilung Pitch 10 mm für Riemenbreite for belt width 25 mm

40 T10/12-2	12	6F	Al	38,20	36,35	42	30	40	28	—	6	16	0,099	19,80
40 T10/14-2	14	6F	Al	44,56	42,70	48	30	40	32	—	8	18	0,134	22,30
40 T10/15-2	15	6F	Al	47,75	45,90	51	30	40	32	—	8	18	0,152	23,50
40 T10/16-2	16	6F	Al	50,93	49,05	54	30	40	35	—	8	20	0,176	25,40
40 T10/18-2	18	6F	Al	57,29	55,45	60	30	40	40	—	8	22	0,224	27,30
40 T10/19-2	19	6F	Al	60,48	58,60	66	30	40	44	—	8	22	0,247	28,70
40 T10/20-2	20	6F	Al	63,66	61,80	66	30	40	46	—	8	24	0,276	30,30
40 T10/22-2	22	6F	Al	70,03	68,15	75	30	40	52	—	8	28	0,337	31,90
40 T10/24-2	24	6F	Al	76,39	74,55	83	30	40	58	—	8	30	0,392	34,80
40 T10/25-2	25	6F	Al	79,58	77,70	83	30	40	60	—	8	30	0,422	36,70
40 T10/26-2	26	6F	Al	82,76	80,90	87	30	40	60	—	8	30	0,477	38,60
40 T10/27-2	27	6F	Al	85,95	84,10	91	30	40	60	—	8	30	0,536	40,10
40 T10/28-2	28	6F	Al	89,13	87,25	93	30	40	60	—	8	30	0,540	41,60
40 T10/30-2	30	6F	Al	95,49	93,65	97	30	40	60	—	8	30	0,640	45,80
40 T10/32-2	32	6F	Al	101,86	100,00	106	30	40	65	—	10	32	0,693	52,60
40 T10/36-2	36	6F	Al	114,59	112,75	119	30	40	70	—	10	35	0,873	61,30
40 T10/40-2	40	6F	Al	127,32	125,45	131	30	40	80	—	10	40	1,067	77,20
40 T10/44-0	44	6	Al	140,06	138,20	—	30	40	88	—	10	46	1,350	82,60
40 T10/48-0	48	6	Al	152,78	150,95	—	30	40	95	—	16	48	1,516	92,40
40 T10/60-0	60	6	Al	190,98	189,10	—	30	40	110	—	16	60	2,339	120,00



Ausf. Type 6F



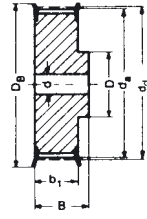
Ausf. Type 6

Type T10 – Teilung Pitch 10 mm für Riemenbreite for belt width 32 mm

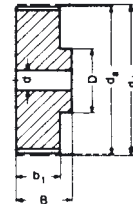
Bezeichnung Part No.	Anzahl der Zähne No. of teeth	Aus- führung Type	Material	d _d (mm)	d _a (mm)	D _B (mm)	b ₁ (mm)	B (mm)	D (mm)	D _i (mm)	Vor- bohrung Pilot bore d (mm)	Fertig- bohrung Finished bore d _{max} (mm)	Gewicht Weight (= kg)	€ Stück each
47 T10/18-2	18	6F	Al	57,29	55,45	60	37	47	40	—	10	22	0,253	31,00
47 T10/19-2	19	6F	Al	60,48	58,60	66	37	47	44	—	10	22	0,286	33,30
47 T10/20-2	20	6F	Al	63,66	61,80	66	37	47	46	—	12	24	0,322	36,00
47 T10/22-2	22	6F	Al	70,03	68,15	75	37	47	52	—	12	28	0,393	39,10
47 T10/24-2	24	6F	Al	76,39	74,55	83	37	47	58	—	12	30	0,475	40,60
47 T10/25-2	25	6F	Al	79,58	77,70	83	37	47	60	—	12	30	0,527	43,20
47 T10/26-2	26	6F	Al	82,76	80,90	87	37	47	60	—	12	30	0,564	46,90
47 T10/27-2	27	6F	Al	85,95	84,10	91	37	47	60	—	12	30	0,602	47,80
47 T10/28-2	28	6F	Al	89,13	87,25	93	37	47	60	—	12	30	0,642	48,80
47 T10/30-2	30	6F	Al	95,49	93,65	97	37	47	60	—	12	30	0,740	51,50
47 T10/32-2	32	6F	Al	101,86	100,00	106	37	47	65	—	12	32	0,844	58,70
47 T10/36-2	36	6F	Al	114,59	112,75	119	37	47	70	—	16	35	1,083	69,70
47 T10/40-2	40	6F	Al	127,32	125,45	131	37	47	80	—	16	40	1,317	87,10
47 T10/44-0	44	6	Al	140,06	138,20	—	37	47	88	—	16	46	1,611	95,80
47 T10/48-0	48	6	Al	152,78	150,95	—	37	47	95	—	16	48	1,931	107,00
47 T10/60-0	60	6	Al	190,98	189,10	—	37	47	110	—	16	60	3,004	140,00

Type T10 – Teilung Pitch 10 mm für Riemenbreite for belt width 50 mm

66 T10/18-2	18	6F	Al	57,29	55,45	60	56	66	40	—	10	22	0,422	36,00
66 T10/19-2	19	6F	Al	60,48	58,60	66	56	66	44	—	10	22	0,466	38,60
66 T10/20-2	20	6F	Al	63,66	61,80	66	56	66	46	—	12	24	0,520	41,00
66 T10/22-2	22	6F	Al	70,03	68,15	75	56	66	52	—	12	28	0,570	45,50
66 T10/24-2	24	6F	Al	76,39	74,55	83	56	66	58	—	12	30	0,736	50,10
66 T10/25-2	25	6F	Al	79,58	77,70	83	56	66	60	—	12	30	0,766	51,90
66 T10/26-2	26	6F	Al	82,76	80,90	87	56	66	60	—	12	30	0,816	53,80
66 T10/27-2	27	6F	Al	85,95	84,10	91	56	66	60	—	12	30	0,946	56,00
66 T10/28-2	28	6F	Al	89,13	87,25	93	56	66	60	—	12	30	0,960	57,60
66 T10/30-2	30	6F	Al	95,49	93,65	97	56	66	60	—	12	30	1,169	63,50
66 T10/32-2	32	6F	Al	101,86	100,00	106	56	66	65	—	12	32	1,300	70,40
66 T10/36-2	36	6F	Al	114,59	112,75	119	56	66	70	—	16	35	1,637	89,80
66 T10/40-2	40	6F	Al	127,32	125,45	131	56	66	80	—	16	40	1,999	101,00
66 T10/44-0	44	6	Al	140,06	138,20	—	56	66	88	—	16	46	2,357	117,00
66 T10/48-0	48	6	Al	152,78	150,95	—	56	66	95	—	16	48	2,830	129,00
66 T10/60-0	60	6	Al	190,98	189,10	—	56	66	110	—	16	60	4,366	183,00



Ausf. Type 6F



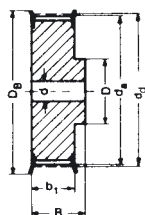
Ausf. Type 6

Type AT5 – Teilung Pitch 5 mm für Riemenbreite for belt width 10 mm

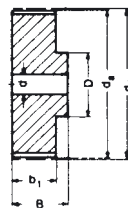
Bezeichnung Part No.	Anzahl der Zähne No. of teeth	Aus- führung Type	Material	d _d (mm)	d _a (mm)	D _B (mm)	b ₁ (mm)	B (mm)	D (mm)	Vor- bohrung Pilot bore d (mm)	Fertig- bohrung Finished bore d _{max} (mm)	Gewicht Weight (= kg)	€ Stück each
21 AT5/12-2	12	6F	Al	19,01	17,85	23,0	15	21	10	—	6	0,016	15,10
21 AT5/14-2	14	6F	Al	22,29	21,05	25,0	15	21	13	—	8	0,019	15,90
21 AT5/15-2	15	6F	Al	23,88	22,65	28,0	15	21	16	6	10	0,021	16,30
21 AT5/16-2	16	6F	Al	25,47	24,20	32,0	15	21	18	6	11	0,025	17,10
21 AT5/18-2	18	6F	Al	28,65	27,40	32,0	15	21	19	6	12	0,031	19,00
21 AT5/19-2	19	6F	Al	30,25	29,00	36,0	15	21	22	6	12	0,036	19,30
21 AT5/20-2	20	6F	Al	31,83	30,60	36,0	15	21	23	6	14	0,038	19,80
21 AT5/22-2	22	6F	Al	35,12	33,85	38,0	15	21	24	6	15	0,046	20,40
21 AT5/24-2	24	6F	Al	38,21	37,00	42,0	15	21	26	6	15	0,054	20,90
21 AT5/25-2	25	6F	Al	39,80	38,60	44,0	15	21	26	6	15	0,058	21,20
21 AT5/26-2	26	6F	Al	41,47	40,20	44,0	15	21	26	6	16	0,062	21,20
21 AT5/27-2	27	6F	Al	42,98	41,80	48,0	15	21	30	8	18	0,064	21,40
21 AT5/28-2	28	6F	Al	44,62	43,35	48,0	15	21	32	8	18	0,071	21,70
21 AT5/30-2	30	6F	Al	47,76	46,55	51,0	15	21	34	8	18	0,075	22,00
21 AT5/32-2	32	6F	Al	50,94	49,70	54,0	15	21	38	8	22	0,088	23,80
21 AT5/36-2	36	6F	Al	57,31	56,05	63,0	15	21	38	8	22	0,114	25,70
21 AT5/40-2	40	6F	Al	63,66	62,45	66,0	15	21	40	8	23	0,138	28,40
21 AT5/42-2	42	6F	Al	66,87	65,60	71,0	15	21	40	8	24	0,180	28,70
21 AT5/44-0	44	6	Al	70,07	68,80	—	15	21	45	8	26	0,185	29,20
21 AT5/48-0	48	6	Al	76,42	75,15	—	15	21	50	8	28	0,200	32,60
21 AT5/60-0	60	6	Al	95,52	94,25	—	15	21	65	8	35	0,307	37,50

Type AT5 – Teilung Pitch 5 mm für Riemenbreite for belt width 16 mm

27 AT5/12-2	12	6F	Al	19,01	17,85	23,0	21	27	10	—	6	0,022	16,30
27 AT5/14-2	14	6F	Al	22,29	21,05	25,0	21	27	13	—	8	0,026	16,60
27 AT5/15-2	15	6F	Al	23,88	22,65	28,0	21	27	16	6	10	0,029	17,10
27 AT5/16-2	16	6F	Al	25,47	24,20	32,0	21	27	18	6	11	0,035	18,20
27 AT5/18-2	18	6F	Al	28,65	27,40	32,0	21	27	19	6	12	0,043	19,80
27 AT5/19-2	19	6F	Al	30,25	29,00	36,0	21	27	22	6	12	0,049	20,40
27 AT5/20-2	20	6F	Al	31,83	30,60	36,0	21	27	23	6	14	0,053	21,20
27 AT5/22-2	22	6F	Al	35,12	33,85	38,0	21	27	24	6	15	0,054	21,60
27 AT5/24-2	24	6F	Al	38,21	37,00	42,0	21	27	26	6	15	0,076	22,00
27 AT5/25-2	25	6F	Al	39,80	38,60	44,0	21	27	26	6	15	0,081	22,80
27 AT5/26-2	26	6F	Al	41,47	40,20	44,0	21	27	26	6	16	0,085	23,10
27 AT5/27-2	27	6F	Al	42,98	41,80	48,0	21	27	30	8	18	0,090	23,80
27 AT5/28-2	28	6F	Al	44,62	43,35	48,0	21	27	32	8	18	0,092	24,10
27 AT5/30-2	30	6F	Al	47,76	46,55	51,0	21	27	34	8	18	0,105	25,40
27 AT5/32-2	32	6F	Al	50,94	49,70	54,0	21	27	38	8	22	0,123	26,50
27 AT5/36-2	36	6F	Al	57,31	56,05	63,0	21	27	38	8	22	0,160	28,40
27 AT5/40-2	40	6F	Al	63,66	62,45	66,0	21	27	40	8	23	0,193	31,40
27 AT5/42-2	42	6F	Al	66,87	65,60	71,0	21	27	40	8	24	0,205	31,40
27 AT5/44-0	44	6	Al	70,07	68,80	—	21	27	45	8	26	0,228	32,90
27 AT5/48-0	48	6	Al	76,42	75,15	—	21	27	50	8	28	0,280	33,30
27 AT5/60-0	60	6	Al	95,52	94,25	—	21	27	65	8	35	0,430	40,10



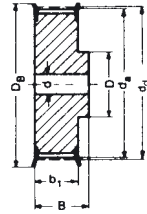
Ausf. Type 6F



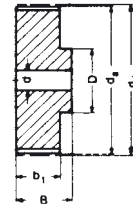
Ausf. Type 6

Type AT5 – Teilung Pitch 5 mm für Riemenbreite for belt width 25 mm

Bezeichnung Part No.	Anzahl der Zähne No. of teeth	Aus- führung Type	Material	d _d (mm)	d _a (mm)	D _B (mm)	b ₁ (mm)	B (mm)	D (mm)	Vor- bohrung Pilot bore d (mm)	Fertig- bohrung Finished bore d _{max} (mm)	Gewicht Weight (≈ kg)	€ Stück each
36 AT5/12-2	12	6F	Al	19,01	17,85	23,0	30	36	10	—	6	0,031	21,20
36 AT5/14-2	14	6F	Al	22,29	21,05	25,0	30	36	13	—	8	0,037	21,20
36 AT5/15-2	15	6F	Al	23,88	22,65	28,0	30	36	16	6	10	0,041	21,60
36 AT5/16-2	16	6F	Al	25,47	24,20	32,0	30	36	18	6	11	0,050	22,00
36 AT5/18-2	18	6F	Al	28,65	27,40	32,0	30	36	19	6	12	0,061	22,80
36 AT5/19-2	19	6F	Al	30,25	29,00	36,0	30	36	22	6	12	0,070	23,10
36 AT5/20-2	20	6F	Al	31,83	30,60	36,0	30	36	23	6	14	0,076	23,50
36 AT5/22-2	22	6F	Al	35,12	33,85	38,0	30	36	24	6	15	0,080	25,40
36 AT5/24-2	24	6F	Al	38,21	37,00	42,0	30	36	26	8	15	0,109	25,70
36 AT5/25-2	25	6F	Al	39,80	38,60	44,0	30	36	26	8	15	0,116	26,50
36 AT5/26-2	26	6F	Al	41,47	40,20	44,0	30	36	26	8	16	0,120	26,90
36 AT5/27-2	27	6F	Al	42,98	41,80	48,0	30	36	30	8	18	0,128	27,60
36 AT5/28-2	28	6F	Al	44,62	43,35	48,0	30	36	32	8	18	0,135	28,10
36 AT5/30-2	30	6F	Al	47,76	46,55	51,0	30	36	34	8	18	0,150	28,40
36 AT5/32-2	32	6F	Al	50,94	49,70	54,0	30	36	38	8	22	0,176	30,30
36 AT5/36-2	36	6F	Al	57,31	56,05	63,0	30	36	38	8	22	0,230	31,40
36 AT5/40-2	40	6F	Al	63,66	62,45	66,0	30	36	40	8	23	0,276	34,80
36 AT5/42-2	42	6F	Al	66,87	65,60	71,0	30	36	40	8	24	0,284	35,20
36 AT5/44-0	44	6	Al	70,07	68,80	—	30	36	45	8	26	0,315	37,20
36 AT5/48-0	48	6	Al	76,42	75,15	—	30	36	50	8	28	0,400	39,70
36 AT5/60-0	60	6	Al	95,52	94,25	—	30	36	65	8	35	0,614	48,10



Ausf. Type 6F



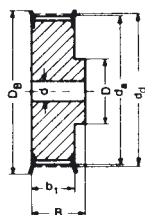
Ausf. Type 6

Type AT10 – Teilung Pitch 10 mm für Riemenbreite for belt width 16 mm

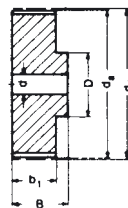
Bezeichnung Part No.	Anzahl der Zähne No. of teeth	Aus- führung Type	Material	d _g (mm)	d _a (mm)	D _B (mm)	b ₁ (mm)	B (mm)	D (mm)	Vor- bohrung Pilot bore d (mm)	Fertig- bohrung Finished bore d _{max} (mm)	Gewicht Weight (= kg)	€ Stück each
31 AT10/15-2	15	6F	Al	47,75	45,90	51	21	31	32	8	18	0,116	23,50
31 AT10/16-2	16	6F	Al	50,93	49,05	54	21	31	35	8	20	0,134	26,20
31 AT10/18-2	18	6F	Al	57,29	55,45	60	21	31	40	8	22	0,167	27,60
31 AT10/19-2	19	6F	Al	60,48	58,60	66	21	31	44	8	22	0,184	29,20
31 AT10/20-2	20	6F	Al	63,66	61,80	66	21	31	46	8	24	0,208	30,60
31 AT10/22-2	22	6F	Al	70,03	68,15	75	21	31	52	8	28	0,253	32,20
31 AT10/24-2	24	6F	Al	76,39	74,55	83	21	31	58	8	30	0,288	36,40
31 AT10/25-2	25	6F	Al	79,58	77,70	83	21	31	60	8	30	0,310	37,80
31 AT10/26-2	26	6F	Al	82,76	80,90	87	21	31	60	8	30	0,357	39,70
31 AT10/27-2	27	6F	Al	85,95	84,10	91	21	31	60	8	30	0,364	41,60
31 AT10/28-2	28	6F	Al	89,13	87,25	93	21	31	60	8	30	0,401	43,20
31 AT10/30-2	30	6F	Al	95,49	93,65	97	21	31	60	8	30	0,441	47,30
31 AT10/32-2	32	6F	Al	101,86	100,00	106	21	31	65	10	32	0,493	55,30
31 AT10/36-2	36	6F	Al	114,59	112,75	119	21	31	70	10	35	0,623	63,20
31 AT10/40-2	40	6F	Al	127,32	125,45	131	21	31	80	10	40	0,767	79,50
31 AT10/44-0	44	6	Al	140,06	138,20	—	21	31	88	10	46	0,993	85,60
31 AT10/48-0	48	6	Al	152,78	150,95	—	21	31	95	16	48	1,090	95,10
31 AT10/60-0	60	6	Al	190,98	189,10	—	21	31	110	16	60	1,710	135,00

Type AT10 – Teilung Pitch 10 mm für Riemenbreite for belt width 25 mm

40 AT10/15-2	15	6F	Al	47,75	45,90	51	30	40	32	8	18	0,152	28,40
40 AT10/16-2	16	6F	Al	50,93	49,05	54	30	40	35	8	20	0,176	30,30
40 AT10/18-2	18	6F	Al	57,29	55,45	60	30	40	40	8	22	0,224	32,60
40 AT10/19-2	19	6F	Al	60,48	58,60	66	30	40	44	8	22	0,247	34,80
40 AT10/20-2	20	6F	Al	63,66	61,80	66	30	40	46	8	24	0,276	36,40
40 AT10/22-2	22	6F	Al	70,03	68,15	75	30	40	52	8	28	0,337	38,30
40 AT10/24-2	24	6F	Al	76,39	74,55	83	30	40	58	8	30	0,392	41,60
40 AT10/25-2	25	6F	Al	79,58	77,70	83	30	40	60	8	30	0,422	43,90
40 AT10/26-2	26	6F	Al	82,76	80,90	87	30	40	60	8	30	0,477	46,60
40 AT10/27-2	27	6F	Al	85,95	84,10	91	30	40	60	8	30	0,536	48,10
40 AT10/28-2	28	6F	Al	89,13	87,25	93	30	40	60	8	30	0,540	50,10
40 AT10/30-2	30	6F	Al	95,49	93,65	97	30	40	60	8	30	0,640	55,00
40 AT10/32-2	32	6F	Al	101,86	100,00	106	30	40	65	10	32	0,693	63,20
40 AT10/36-2	36	6F	Al	114,59	112,75	119	30	40	70	10	35	0,873	73,50
40 AT10/40-2	40	6F	Al	127,32	125,45	131	30	40	80	10	40	1,067	92,40
40 AT10/44-0	44	6	Al	140,06	138,20	—	30	40	88	10	46	1,350	99,20
40 AT10/48-0	48	6	Al	152,78	150,95	—	30	40	95	16	48	1,516	111,00
40 AT10/60-0	60	6	Al	190,98	189,10	—	30	40	110	16	60	2,339	145,00



Ausf. Type 6F



Ausf. Type 6

Type AT10 – Teilung Pitch 10 mm für Riemenbreite for belt width 32 mm

Bezeichnung Part No.	Anzahl der Zähne No. of teeth	Aus- führung Type	Material	d _d (mm)	d _a (mm)	D _B (mm)	b ₁ (mm)	B (mm)	D (mm)	Vor- bohrung Pilot bore d (mm)	Fertig- bohrung Finished bore d _{max} (mm)	Gewicht Weight (≈ kg)	€ Stück each
47 AT10/18-2	18	6F	Al	57,29	55,45	60	37	47	40	10	22	0,253	37,50
47 AT10/19-2	19	6F	Al	60,48	58,60	66	37	47	44	10	22	0,286	40,10
47 AT10/20-2	20	6F	Al	63,66	61,80	66	37	47	46	12	24	0,322	42,90
47 AT10/22-2	22	6F	Al	70,03	68,15	75	37	47	52	12	28	0,393	46,90
47 AT10/24-2	24	6F	Al	76,39	74,55	83	37	47	58	12	30	0,475	48,80
47 AT10/25-2	25	6F	Al	79,58	77,70	83	37	47	60	12	30	0,527	51,90
47 AT10/26-2	26	6F	Al	82,76	80,90	87	37	47	60	12	30	0,564	56,30
47 AT10/27-2	27	6F	Al	85,95	84,10	91	37	47	60	12	30	0,602	57,20
47 AT10/28-2	28	6F	Al	89,13	87,25	93	37	47	60	12	30	0,642	58,70
47 AT10/30-2	30	6F	Al	95,49	93,65	97	37	47	60	12	30	0,740	61,70
47 AT10/32-2	32	6F	Al	101,86	100,00	106	37	47	65	12	32	0,844	70,40
47 AT10/36-2	36	6F	Al	114,59	112,75	119	37	47	70	16	35	1,083	83,30
47 AT10/40-2	40	6F	Al	127,32	125,45	131	37	47	80	16	40	1,317	105,00
47 AT10/44-0	44	6	Al	140,06	138,20	—	37	47	88	16	46	1,611	115,00
47 AT10/48-0	48	6	Al	152,78	150,95	—	37	47	95	16	48	1,931	127,00
47 AT10/60-0	60	6	Al	190,98	189,10	—	37	47	110	16	60	3,004	167,00

Type AT10 – Teilung Pitch 10 mm für Riemenbreite for belt width 50 mm

66 AT10/18-2	18	6F	Al	57,29	55,45	60	56	66	40	10	22	0,422	42,90
66 AT10/19-2	19	6F	Al	60,48	58,60	66	56	66	44	10	22	0,466	46,60
66 AT10/20-2	20	6F	Al	63,66	61,80	66	56	66	46	12	24	0,520	49,20
66 AT10/22-2	22	6F	Al	70,03	68,15	75	56	66	52	12	28	0,570	54,60
66 AT10/24-2	24	6F	Al	76,39	74,55	83	56	66	58	12	30	0,736	59,80
66 AT10/25-2	25	6F	Al	79,58	77,70	83	56	66	60	12	30	0,766	62,10
66 AT10/26-2	26	6F	Al	82,76	80,90	87	56	66	60	12	30	0,816	64,80
66 AT10/27-2	27	6F	Al	85,95	84,10	91	56	66	60	12	30	0,946	67,00
66 AT10/28-2	28	6F	Al	89,13	87,25	93	56	66	60	12	30	0,960	68,90
66 AT10/30-2	30	6F	Al	95,49	93,65	97	56	66	60	12	30	1,169	76,40
66 AT10/32-2	32	6F	Al	101,86	100,00	106	56	66	65	12	32	1,300	84,80
66 AT10/36-2	36	6F	Al	114,59	112,75	119	56	66	70	16	35	1,637	108,00
66 AT10/40-2	40	6F	Al	127,32	125,45	131	56	66	80	16	40	1,999	121,00
66 AT10/44-0	44	6	Al	140,06	138,20	—	56	66	88	16	46	2,357	141,00
66 AT10/48-0	48	6	Al	152,78	150,95	—	56	66	95	16	48	2,830	156,00
66 AT10/60-0	60	6	Al	190,98	189,10	—	56	66	110	16	60	4,366	219,00